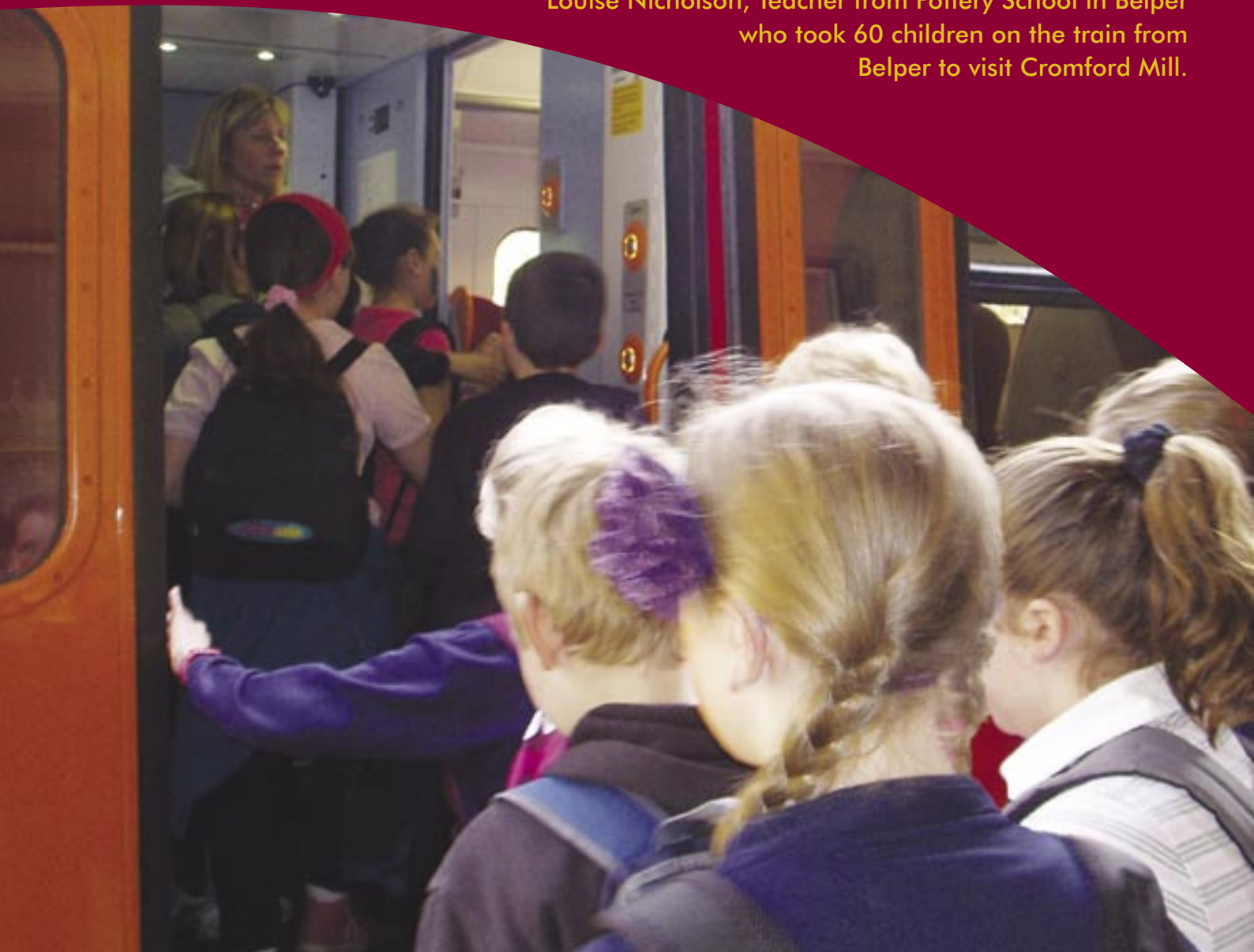


From January until September 2012

Travel to 16 Great Locations at Discount Group Rates
get on track for great school trips along the
Derwent Valley Line

"Travelling by train was fantastic. It was fun and exciting for the children, easy to book and very simple to organise on the day - even with 60 children! Above all, it was excellent value for money. We will definitely be using the train to get the children out and about in the future."

Louise Nicholson, Teacher from Pottery School in Belper who took 60 children on the train from Belper to visit Cromford Mill.



Nottingham-Derby-Matlock

EAST MIDLANDS TRAINS







Great School Trips along the Derwent Valley Line


The Derwent Valley Line offers fantastic opportunities for school trips to 16 great attractions providing educational visits for schools. Travel at discounted group rates and visit Fascinating Museums, Historic Mills, Vast Caverns or discover the Natural World. All just a train ride away on the scenic Derwent Valley Line.

School Trip Locations along the Derwent Valley Line


Key to symbols on the map

-  less than 10 minutes walk from the nearest station
-  10 to 20 minutes walk from the nearest station
-  20 to 30 minutes walk from the nearest station
-  bus link from the nearest station


Derbyshire Stations (see map)

1. Derbyshire Environmental Studies 

Matlock

2. Peak Rail 


Matlock Bath

3. The Whistlestop Countryside Centre 
4. Heights of Abraham 
5. Sir Richard Arkwright's Masson Mills Working Textile Museum 

Cromford

6. Cromford Mills, Village and Venture Centre 

Ambergate

7. Crich Tramway Village 


Belper

8. Strutt's North Mill 

Derby

9. Derby Quad  
10. Derby Museum & Art Gallery  
11. Pickford's House  

Attenborough

12. Attenborough Nature Centre 

Nottingham

13. Galleries of Justice 
14. Nottingham Castle 
15. Brewhouse Yard Museum 
16. Nottingham Contemporary Art Gallery 



Contents

Page Numbers

Travel by Train on the Derwent Valley Line	1
Derbyshire Stations	
1. Derbyshire Environmental Studies	3
Matlock	
2. Peak Rail	4
Matlock Bath	
3. The Whistlestop Countryside Centre	5
4. Heights of Abraham	6
5. Sir Richard Arkwright’s Masson Mills Working Textile Museum	7
Cromford	
6. Cromford Mills, Village and Venture Centre	8
Ambergate	
7. Crich Tramway Village	9
Belper	
8. Strutt’s North Mill	10
Derby	
9. Derby Quad	11
10. Derby Museum & Art Gallery	12
11. Pickford’s House	13
Attenborough	
12. Attenborough Nature Centre	14
Nottingham	
13. Galleries of Justice	15
14. Nottingham Castle	16
15. Brewhouse Yard Museum	16
16. Nottingham Contemporary Art Gallery	17
Appendix 1 - Bus Services to Crich Tramway Village	18
Appendix 2 - How to Get to Derby Museum and Art Gallery and Pickford’s House Museum .	19
Further Information	21

Travel by Train on the Derwent Valley Line

Travelling by train can be a great experience for children as part of their school trip, making it a real day to remember. The information in this pack aims to make the experience of visiting any of the 16 attractions offering educational visits as enjoyable and rewarding as possible.

School groups of 10 or more, travelling on the hourly train service between Nottingham, Derby and Matlock can benefit from a 26% discount on standard rail fares - see below for some sample fares between stations.

Your children will enjoy a scenic train ride on the Derwent Valley Line, passing through a picturesque and historic landscape. Between Nottingham and Derby views over the Trent Valley can be enjoyed, whilst from Derby your journey takes you through the Derwent Valley Mills World Heritage Site, before travelling through the limestone gorge to the spa towns of Matlock Bath and Matlock.

Trains Every Hour between Nottingham, Derby and Matlock

Trains depart hourly throughout the day from all stations* between Nottingham, Derby and Matlock. See the timetable details overleaf.

*N.B. Only selected services call at Spondon.

Sample Group Fares

A 26% discount applies to groups of 10 or more. These sample fares are based on off-peak travel (after 0859). Contact East Midlands Trains for a quote for your school travel needs - see below for details.

Off Peak Day Return Fares Valid after 0859	Belper-Cromford	Derby-Belper	Derby-Matlock	Nottingham-Matlock Bath
Normal Adult Fare	£3.50	£3.90	£5.60	£8.30
Normal Child Fare (5-15)	£1.75	£1.95	£2.80	£4.15
2 Adults and 15 children	£24.70	£27.55	£39.80	£58.80
4 Adults and 30 children	£49.40	£55.10	£79.60	£117.60

Sample fares are valid from 2 January 2012. Slightly higher fares apply on services before 0900.

How to Find Out More

Group bookings can be made by calling East Midlands Trains Customer Relations on 08457 125 678. The Group Travel desk is open 9am-5pm Monday to Friday.

Select option 2 '**Tickets**', followed by option 2 '**Groups**'.

The Customer Relations staff will take details of the proposed trip and check that a group of that size can be accommodated on the requested journeys. This is to try and prevent clashes at busy times e.g. morning and evening peak trains or with other group requests. You should be provided with a quote at this stage. Enquiries and payment need to be made at least a week in advance.



The advisor will phone the school back to confirm the proposed option and a group booking can then be made.

Derwent Valley Line Nottingham - Derby - Matlock Weekday Train Times until 14 September 2012

The following times show the main train services suitable for school visits.
For the full timetable see contact information.



Trains Every Hour

Nottingham - Derby - Belper - Matlock				Monday to Friday			
Depart Nottingham	0918	1018	1118	1218	1318	1418	1518
Beeston	0924	1024	1124	1224	1324	1424	1524
Attenborough	0927	1027	1127	1227	1327	1427	1527
Long Eaton	0935	1035	1135	1235	1335	1435	1535
Depart Derby	0950	1050	1154	1250	1350	1454	1550
Duffield	0957	1057	1201	1257	1357	1501	1557
Belper	1002	1102	1206	1302	1402	1506	1602
Ambergate	1008	1108	1212	1308	1408	1512	1608
Whatstandwell	1012	1112	1216	1312	1412	1516	1612
Cromford	1017	1117	1221	1317	1417	1521	1617
Matlock Bath	1020	1120	1224	1320	1420	1524	1620
Arrive Matlock	1024	1124	1228	1324	1424	1528	1624

Matlock - Belper - Derby - Nottingham				Monday to Friday			
Depart Matlock	0836	0936	1036	1136	1236	1336	1436
Matlock Bath	0838	0938	1038	1138	1238	1338	1438
Cromford	0841	0941	1041	1141	1241	1341	1441
Whatstandwell	0846	0946	1046	1146	1246	1346	1446
Ambergate	0851	0951	1051	1151	1251	1351	1451
Belper	0858	0958	1058	1158	1258	1358	1458
Duffield	0902	1002	1102	1202	1302	1402	1502
Arrive Derby	0910	1010	1110	1210	1310	1410	1510
Long Eaton	0933	1033	1133	1233	1334	1433	1533
Attenborough	0940	1040	1140	1240	1341	1440	1540
Beeston	0943	1043	1143	1243	1344	1443	1543
Arrive Nottingham	0953	1053	1153	1253	1353	1453	1553



Further Information

East Midlands Trains

Call Customer Relations to book tickets and for information about group travel.

08457 125 678 Select option 2 '**Tickets**', followed by option 2 '**Groups**'
eastmidlandstrains.co.uk

National Rail Enquiries

08457 48 49 50 **nationalrail.co.uk**

Derwent Valley Line Community Rail Partnership

Derwent Valley Line Community Rail Partnership, Derbyshire County Council,
Environmental Services Department, County Hall, Matlock DE4 3AG.

01629 538681 **eastmidlandstrains.co.uk/derwentvalleyline**

1. Derbyshire Environmental Studies Service

Making your educational visits easier, we are able to provide our Education Visits Leaders and equipment to provide tailor made fieldwork in a location and environment of your choice. We also provide free to download online resources for teachers relevant to sites within and around the Derwent Valley Mills World Heritage Site.

School Group Information

We can provide a day of fieldwork tailor-made to the needs of your class. Led and delivered on a site or location of your choosing and linked to a range of curriculum areas. It could involve:

- Art and architecture
- Traffic and transport surveys
- Studying the built heritage and history of a specific site
- Habitat or wildlife work
- Data collection, recording and interpretation
- Mapping land use
- Map and compass work
- Questionnaires with the public
- A river or stream study

Age Range/ Key Stage provided for

Early Years; Key Stage 1; Key Stage 2; Key Stage 3; Key Stage 4; Post 16.

National Curriculum Subjects Covered

Geography, History, Art and Design, Design Technology, Music, Citizenship, Literacy/English, Numeracy/Maths.

Education Pack? Yes

Further details about the educational offer available from Derbyshire Environmental Studies Service can be found at derbyshire.gov.uk/environmentalstudies in the 'Learning Outside the Classroom - cross county outreach work' area including free to download teacher's resources for visits to Belper, Middleton Top, High Peak Junction and Black Rocks.

Opening Times

Term time throughout the year. Visit time and duration by negotiation. Weekends and school holiday periods by negotiation.

Price Information

A tailor-made day led by one of our Education Visits Leaders costs £250 and includes a pre-meeting with the class teacher, a risk assessment of activities, planning, preparation and pre-visit to the locality, all resources to be used on the day, which you keep for your own use, and delivery of the day programme of activities. This is based on a class size of 30 pupils. If you require additional 'repeats' of the tailor-made programme this is charged at £4.25 per pupil per day or £4.00 per pupil per day if booked a term in advance. Teachers and accompanying adults are free. There may be an additional 'room hire' charge if an indoor area is required for your pupils at a specific site.

Contact Information

01629 533439

environmentalstudies@derbyshire.gov.uk derbyshire.gov.uk/environmentalstudies

Derbyshire Environmental Studies Service, Chesterfield Library, New Beetwell Street, Chesterfield, Derbyshire S40 1QN.

How to Get There from any Station

Activities can be developed for any of the key locations, mill sites and settlements along the Derwent Valley Mills World Heritage Site. A representative from Derbyshire Environmental Studies Service would be able to meet groups from the train station you select to travel to.

Further Information

A free pre-visit is available with the Education Visits Leader on-site to help with preparation and this can be extended to the accompanying teaching assistants and adults if desired.

2. Peak Rail, Matlock

A heritage steam and diesel railway attraction situated in the Derbyshire Dales operating from Platform 2 at Matlock Station to Rowsley South Station. Rowsley Station is situated on the site of the former London Midland and Scottish/British Rail locomotive depot.

School Group Information

Exhibition showing the history of the building of Peak Rail by volunteers, gift shop, picnic area, narrow gauge working railway, engine shed and workshops, working turntable, restoration work on carriages and wagons, selection of large and small working diesel locomotives.

National Curriculum Subjects and Age Range/ Key Stage

Education Pack? No

Further information at www.peakrail.co.uk

Opening Times

11am to 5.30pm on all operating dates - see website for details.

Price Information (All Day Rover Ticket)

Adults £7.50, Senior Citizen £6.00, Children 3-5 years £2.00, Children 6-15 years £4.00.
Group Visits 10% discount for between 15 and 30 and 15% for 30 plus groups.

Contact Information

Peak Rail **01629 580381**

peakrail@peakrail.co.uk peakrail.co.uk

Peak Rail, Matlock Station, Matlock, Derbyshire DE4 3NA.

How to Get There from Matlock Station

To access Peak Rail's platform at Matlock, walk over the station footbridge and down the ramp leading to the Sainsbury's entrance. Entrance to the platform is adjacent to the Sainsbury's store entrance at the bottom of the ramp.

A representative can meet groups off the train at Matlock.

Further Information

Pre-visit teachers are welcome, free of charge, please call **01629 580381** to arrange a visit.



3. The Whistlestop Countryside Centre at Matlock Bath Railway Station

Derbyshire Wildlife Trust runs an environmental education facility which welcomes school groups on day visits to do wildlife related activities. Family fun days run during school holidays. Once a month, we run a Sunday Watch Group and a Monday Nature Tots session.

School Group Information

All of our sessions are hands-on and activity based. Schools can choose between pond or river dipping, sensory walks, orienteering or art trails in High Tor Woods. We have a light and airy classroom with a secure pond, toilets and picnic area.

Age Range/ Key Stage provided for

Key Stage 1 and 2. Some activities are suitable for Key Stage 3 and 4.

National Curriculum Subjects Covered

Science: 1B growing plants; 2B plants and animals in their local environment; 3D rocks and soils; 4B habitats; 5B life cycles; 6A interdependence and adaptation.

Geography: Unit 6 Investigating our local area; Unit 14 Investigating rivers.

Art and Design: Unit 1C What is sculpture?

Education Pack? Yes

- Outlines of earthwalk activities.
- School Watch members receive regular resources and ideas via newsletters.

Opening Times

We are open for pre-booked parties only.

Price Information

The maximum group size is 60. Our current charges (as June 2011) are £6 per child per day at the Whistlestop (adults are free), and £250 per day if we visit your school. School Watch membership costs £39 per year. Please check for current prices.

Contact Information

Jill Leheup, Environmental Education Officer

01629 580 958

jleheup@derbyshirewt.co.uk **derbyshirewildlifetrust.org.uk**

Derbyshire Wildlife Trust, Whistlestop Centre, Matlock Bath Railway Station, Matlock Bath DE4 3PT.

How to Get There from Matlock Bath Station:

The Whistlestop Countryside Centre is housed in Matlock Bath Railway Station. The activity leader will meet the group off the train. The classroom is a few metres along the platform.

Further Information

Pre-visit teachers are welcome to make a preparatory visit free of charge.

If you travel to the Whistlestop by train in 2011-12 we can help with the cost of your travel. Please ask for details.

We can visit your school to run activities in your school's grounds, or to give advice about developing your grounds for wildlife.

Call Jill Leheup on **01629 580 958** for more information and to arrange a visit.

4. The Heights of Abraham, Matlock Bath

Cable Cars, Caverns and Hilltop Park with stunning views over the Derwent Valley.

School Group Information

Derbyshire's oldest tourist attraction, The Heights of Abraham is a unique Hilltop Park, reached using the country's most up-to-date cable cars. Discover 2 underground caverns, learn about lead mining, understand how the landscape was formed, touch the fossilised remains of an Ichthyosaur, enjoy the adventure play areas. All included in your admission price.

Age Range/ Key Stage

Wide range of opportunities for all Key Stage and mature students too.

National Curriculum Subjects Covered

The Heights of Abraham provides a day out with a high educational value by combining a unique blend of natural and social history, geology, technology and interpretation. For older pupils and students studying tourism, the Heights of Abraham is becoming an increasingly popular venue to carry out a case study.

Education Pack? Yes

We know that organising a visit is not an easy task. With this in mind, not only can you download a Teachers Pack containing information, activity and project sheets, but also an online risk-assessment and information on health and safety, all of which are available from:

heightsofabraham.com/groups/25/teachers-pack

Opening Times

February half term daily; then weekends only to the end of March; April to October daily.

Opening hours: 10am to 4.30pm
(later at peak times).

Price Information

School Group rate for children - £6.80,
1 adult free with every 10 children.
Additional adults £10 per person.

Contact Information

Nicola Key **01629 582365 extension 256**
office@heightsofabraham.com
heightsofabraham.com

The Heights of Abraham, Upperwood Road,
Matlock Bath, Derbyshire DE4 3PD.

How to Get There from Matlock Bath Station

Cable Car Base Station is a 3 minute walk from Matlock Bath station. Follow signs to cross rail track to level tarmac footpath, leads to entrance, ticket office and Cable Car Base Station. A representative from The Heights of Abraham will meet groups when they arrive at Top Station after disembarking from the Cable Cars.

Further Information

Pre-visit teachers are welcome to make a preparatory visit free of charge, please call **01629 582365** extension 256 to arrange your visit.



5. Sir Richard Arkwright's Masson Mills Working Textile Museum

Derby Road (A6), Matlock Bath, Derbyshire - Gateway to Derwent Valley Mills World Heritage Site.
Masson Mills - Arkwright's 1783 showpiece, the finest and best preserved Arkwright cotton mill.
Museum, with historic textile machinery showing Arkwright's legacy in an authentic mill setting.

School Group Information

Genuine atmosphere of an 18th century cotton mill.

Dress up, clock in and "go to work". Soft-handle textile artefacts. See yarn and cloth production in probably the most comprehensive collection of historic working textile machinery in the world, ranging over two and a half centuries.

Age Range/ Key Stage provided for

Age 5 -18 and above. Keystages 1, 2, 3 and above.

National Curriculum Subjects Covered

History: Key Stage 1: Significant men, women; Key Stage 2: Local history study: the factory system and working life; Key Stage 3: Britain 1750-1900 - Industrialisation.

Science: Key Stage 3: Energy resources - distinction between renewable and non-renewable resources.

Education Pack? No.

Opening Times

Mon - Sat 10am-4pm, Sun 11am-4pm.

Closed Easter Sunday and throughout December (January times vary, please enquire before visiting).

Machinery demonstrations take place at 11am and 2pm in the Weaving Shed (Sunday 12 noon and 2pm) (times subject to availability).

Price Information

Adult £3.00, Child (5-16) £2.00, Family (2 Adults and up to 3 Children) £6.50, Concessions £2.50, Pre-booked Groups and Schools £2.50 per person. (Plus: Guide fee of £10 applicable for groups only). Accompanying teachers and group leaders free. (All prices include VAT).

Contact Information

N. Dye, Museum Reception.

01629 581001

massonoffice@gmail.com

massonmills.co.uk

Working Textile Museum,

Sir Richard Arkwright's Masson Mills,

Derby Road, Matlock Bath DE4 3PY.

How to Get There from Matlock Bath Station

Masson Mills is a 15 minute walk from Matlock Bath station. There is a pavement all the way. A representative from Masson Mills Working Textile Museum can meet groups off the train at Matlock Bath Station.

Further Information

Pre-visit teachers are welcome to make a

preparatory visit free of charge, please call **01629**

581001 or contact via **massonoffice@gmail.com**

to arrange. Please see **massonmills.co.uk** for further information.



6. Cromford Mills, Village and Venture Centre

Cromford Mills is the site of the first successful cotton spinning mill which was built by Richard Arkwright to house his water frames. The first mill and associated buildings are now a heritage visitor site managed by the Arkwright Society. The Venture Centre is the Society's residential centre for children.

School Group Information

Guided tours of the main site and village focus on the history of Arkwright, his mills and the people who worked for him. A range of outdoor learning activities is available for primary school groups. The Venture Centre provides overnight accommodation for up to 30 children, plus 4 staff.

Age Range/Key Stage

While all ages are welcome, guided tours are most suited to Key Stage 2 upwards. The outdoor learning activities are specifically designed for Key Stage 2.

National Curriculum Subjects Covered

The site is a superb focus for studying the history of the early industrial revolution and its effects on the lives of workers and families. There is also ample opportunity to learn about physical geography, technology and renewable energy, human settlement and tourism and buildings - all within the village. The Arkwright Society also manages extensive areas of woodland, streams and meadows which can be used for all types of environmental studies. In addition, the dramatic limestone scenery will inspire creative arts and the area is a recognised centre for outdoor and adventurous aspects of Physical Education (P.E.).

Education Pack

Please call Visitor Services to discuss your visit and to learn more about what is available.

Opening Times

9am to 5pm every day except Christmas Day.

Price Information

There is no charge to access the site. Charges for guided tours are as follows: Tour of Cromford Mills site (approx. 1 hour) is £10 plus £2.50 per person. Group sizes up to 25 per guide. Tour of Mills and Village (approx. 2 hours) is £20 plus £2.50 per person. Group sizes up to 25 per guide. Outdoor learning resources may be borrowed free of charge if self-led. We may charge if a member of staff is required to help lead activities.



Contact Information

01629 825995 or **01629 823256** Email: visitorservices@arkwrightsociety.org.uk

Visitor Services Department, Cromford Mill, Mill Lane, Cromford, Derbyshire DE4 3RQ.

For Venture Centre email: cvc@arkwrightsociety.org.uk Website: arkwrightsociety.org.uk

How to Get There from Cromford Station

To walk from the station takes less than 10 minutes. From the station turn right onto Lea Road and follow the road crossing the River Derwent, past the church and turn right into Cromford Mills. There is a pavement along all the route but it is narrow on the bridge and care must be taken to ensure children's safety. By arrangement, a member of staff from Cromford Mill may be available to meet groups at the station but responsibility for the safety of children must remain with school staff. There may be a small charge for this service unless the group will be paying for a guided tour.

Further Information

Pre-visits for staff organising trips are free of charge. Please see the Arkwright Society website for details of facilities available at both the main mill site and at Cromford Venture Centre.

7. Crich Tramway Village, Crich

Crich Tramway Village is the home of the National Tramway Museum where visitors can ride vintage trams along a period street and interactive exhibitions describe the history of trams. The woodland walk provides wonderful views and visitors can search for wood nymphs, the green man and a giant ant.

School Group Information

Our award winning Learning Department can offer a wealth of learning opportunities covering many areas of the National Curriculum. Visits can be teacher or museum-led and any specific requirements can be discussed to ensure that every school group gets the most out of their visit.

National Curriculum Subjects and Age Range/ Key Stage

We offer a variety of museum-led sessions, which are suitable for Foundation to Key Stage 4. Students can study history, art and design, science, maths, literacy, IT, functional skills and leisure and tourism.

Education Pack? Yes

An age-appropriate Teaching Pack is available which includes ideas for pre and post visit lessons and activities to complete during the visit. The pack also includes a guide to the woodland walk and a generic risk assessment. Further activities and guides are available to download from the website.

Opening Times 2012

Daily 11 - 19 February, 10.30am - 4.30pm.

Weekends in March, 10.30am - 4.30pm.

Daily 31 March - 28 October, 10am - 5.30pm.

Price Information

School groups: £4.50 per child. 1 free adult to 4 children for Early Years; to 6 children for years 1-3; to 10 children for year 4 and above.

Extra adults charged at £8.50.

One to one carers free.

Museum-led sessions £20-£30.

Contact Information

Jan Barratt/Helen Parr

01773 854328/39

education@tramway.co.uk

tramway.co.uk

Crich Tramway Village, Crich,
Matlock, Derbyshire DE4 5DP.

How to Get There

Local bus services provide links to Crich Tramway Village from Ambergate and Matlock Bath.

See Appendix 1 - Bus services to Crich Tramway Village.

Further Information

Complementary tickets available for teachers/group leaders to pre-visit are offered on booking. The Learning Team are available to help plan visits.



8. Strutt's North Mill, Belper

Strutt's North Mill on the River Derwent in Belper is amongst the oldest industrialised water-powered cotton spinning mills; a legacy of the Industrial Revolution. The accredited museum explains the birth of the factory system, the life of mill workers and the evolution of cotton spinning processes via attractive displays of authentic machinery, the mill basement and original wheel pit.

School Group Information

Strutt's North Mill, Belper is the perfect location for Key Stages 1-3 to learn more about Britain's rich industrial heritage. We offer half or full day sessions or we can tailor a session specifically to a school's requirements. We accommodate groups of various sizes depending on the programme requested. Please contact us in advance to discuss your requirements and to confirm the booking.

Age Range/ Key Stage provided for

Mainly Key Stages 1-3, also sessions for older age groups.

National Curriculum Subjects Covered

History, Science, Geography, Citizenship, Personal, Social, and Health Education (PSCHE), Literacy, Art and Design.

Education Pack? Yes

We offer a very wide range of different activities led by an experienced team of educators and also have back-packs available. Please see link below for an idea of what we can offer (although this list is not comprehensive). We are also happy to tailor our sessions to individual school requirements and interests. belpernorthmill.org/education-programme



Opening Times

Please note: we generally prefer to receive groups outside of our usual opening hours in order to focus solely on their requirements and give them the best experience possible. However, some of our school sessions include guided walks outside the mill (ie. nearby mill-worker's housing, the watercourse or River Gardens) so an overlap with our opening hours is easier to accommodate.

Summer opening hours: March to October from 1-5pm Wednesday to Sunday and Bank Holidays.

Winter opening hours: November to February from 1-5pm weekends only.

Price Information

Our standard prices below are quoted for sessions fully organised and led by our education team: Half-day of education activities: £2.50 per child. Full-day of education activities: £5.00 per child. All accompanying adults are FREE. Please contact us in order to receive a price quotation for a more independent visit to the mill.

Contact Information

Natascha Wintersinger (Manager) **01773 880474/ 07595732789**

manager@belpernorthmill.org.uk belpernorthmill.org.uk

Strutt's North Mill, Bridgefoot, Belper, Derbyshire DE56 1YD.

How to Get There from Belper Station

The North Mill is a 10 minute walk from Belper station. A representative/ education officer from Strutt's North Mill can meet groups off the train and, if desired, give them a guided walk via historical parts of Belper related to the mill's history (including the purpose-built mill worker's housing) or we can provide a map with the teacher's pre-visit information pack. Access to the North Mill is very easy via a footpath from the station platform. The route goes through the historical parts of Belper where there is very little traffic and comes out facing the North Mill on the A6 where there are traffic lights to cross over to the mill site.

Further Information

Pre-visit teachers are welcome. Please call Natascha Wintersinger **01773 880474/ 07595732789** to book a preparatory visit free of charge.

9. QUAD

QUAD is Derby's centre for art and film where there is always lots to see and do. QUAD has two cinemas, gallery spaces, creative arts workshop, digital studio and cafe bar - so there is something for all ages.

School Group Information

QUAD's Education Programme is led by a fantastic team of highly skilled creative practitioners. With a wide selection of workshops from film-making and photography through to animation, sound production or drawing and making, including lectures and tours, QUAD's activities are designed to feed directly back into the current school programme and learning curriculum.

QUAD's two cinema screens are available for private hire and educational bookings. Talk to us about seeing a film of your choice on the big screen!

National Curriculum Subjects and Age Range/ Key Stage

QUAD's workshops are suitable for Key Stage 1-5 through to Further Education and Higher Education.

Education Pack? Yes

QUAD's Participation and Education brochure can be sent directly to you or further information can be found at: derbyquad.co.uk/participate/schools

Opening Times

QUAD is open to the public Monday - Sunday from 10am - 11pm.

QUAD will open earlier for school visits and workshops by arrangement.

Price Information

Please see brochure for individual pricing details.

Contact Information

Jen Ohlson, Education Curator.

jeno@derbyquad.co.uk

01332 285425

QUAD, Market Place, Derby DE1 3AS.

How to Get There from Derby Station

QUAD is an easy 15 minute walk from Derby Train Station. For detailed walking directions visit this link:

derbyquad.co.uk/about-quad/plan-your-visit/directions/train-station-walking-directions. QUAD staff can meet you at the train station if required.

Alternatively, catch one of the frequent bus services from outside The Waterfall Pub to Derby bus station. A network of Arriva buses 40/44/45, provide 12 buses every hour from opposite the railway station to the bus station. On arrival at the bus station, exit via the front entrance onto Morledge and turn right along Morledge onto Corporation Street. Cross over at the pedestrian crossing outside the Council House and turn to the right to find the front entrance to QUAD.

On the return journey from Derby Bus Station, buses 41/44/45 stop in the railway station forecourt.

Further Information

Designed to ensure that school visits to QUAD run smoothly, QUAD hosts free Teachers Previews and planning sessions. Led by QUAD's Education Curator and creative practitioners these sessions provide teachers with a bespoke tour of the building and exhibition followed by a discussion about themes used and activities for engagement.

Contact Jen Ohlson, Education Curator to find out more.



10. Derby Museum and Art Gallery

Derby Museum and Art Gallery houses a wide range of important and attractive collections, covering porcelain, paintings, archaeology, history, local regiments, geology and wildlife. Paintings by the celebrated 18th Century Derby artist Joseph Wright, Associate of the Royal Academy (1734-97) include portraits, landscapes, subjects from literature and scenes of industry and scientific equipment that represent this exciting period of pioneering discovery. This is the largest collection of the artist's work in any public gallery in the world.

School Group Information

We offer the following hands-on learning sessions: Secrets of the Mummies, Vikings, Roman Derby, Nature Detectives, Habitat Heaven, Looking at Art, Little SmARTies, Trench Warfare, Modern Warfare.

Age Range/ Key Stage provided for

Early Years/Foundation Stage, Key Stages 1, 2, 3, 4 and above.

National Curriculum

Subjects Covered

History, Art, Science, Citizenship.

Education Pack? Yes

Teacher's Packs are posted out once a booking has been made. The packs contain pre and post visit activities, advice on how to prepare for your visit and what activities you will be taking part in once you are there.

Opening Times

Tuesday - Saturday, 10am to 5pm;
Sunday and Bank Holidays (other than Mondays), 1pm to 4pm;
Monday - Closed.

Price Information

£65 per class for 90 minute session (Maximum 35 children).
£85 per class for 120 minute session (Maximum 35 children).
£35 for Early Years session (Maximum 15 children).
Teachers and accompanying adults are free.

Contact Information

Learning and Access Team **01332 641901** museums@derby.gov.uk
derby.gov.uk/museums Derby Museum and Art Gallery, The Strand, Derby DE1 1BS.

How to Get There from Derby Station

Derby Museum and Art Gallery is a 20-25 minute walk from Derby station. Alternatively, there are several local bus service options. See Appendix 2 for details of walking route and bus options.

Further Information

For bookings please call **01332 641901**. Pre-visit teachers are welcome. Please call **01332 641901** to book a preparatory visit free of charge.



11. Pickford's House Museum

This 1770 Georgian town house was designed by local architect Joseph Pickford as his family home and business premises. Rooms are furnished in the style of the period with the upper rooms hosting changing costume displays and a permanent display of toy theatres.

School Group Information

We offer the following hands-on learning sessions: Houses and Homes, Victorian Voyage, Children at War, Time Travel Toys.

Age Range/ Key Stage provided for

Foundation Stage, Key Stages 1 and 2.

National Curriculum Subjects Covered

History, Art, Science, Citizenship.

Education Pack? Yes

Teacher's Packs are posted out once a booking is made. The packs contain pre and post visit activities, advice on how to prepare for your visit and what activities you will be taking part in once you are there.

Opening Times

Tuesday - Saturday, 10am to 5pm; Sunday and Bank Holidays (other than Mondays), 1pm to 4pm; Monday - Closed.

Price Information

£65 per class for 90 minute session (Maximum 35 children). £85 per class for 120 minute session (Maximum 35 children). Teachers and accompanying adults are free.

Contact Information

Learning and Access Team **01332 641901** museums@derby.gov.uk
derby.gov.uk/museums Derby Museum and Art Gallery, The Strand, Derby DE1 1BS.

How to Get There from Derby Station

Pickford's House Museum is a 30 minute walk from Derby station. Alternatively, there are several local bus service options. See Appendix 2 for details of walking route and bus options.

Further Information

For bookings please call **01332 641901**. Pre-visit teachers are welcome. Please call **01332 641901** to book a preparatory visit free of charge.



12. Attenborough Nature Centre

Opened by Sir David Attenborough in March 2005, Attenborough Nature Centre is an award winning Visitor and Education facility surrounded by the tranquil waters of the beautiful Attenborough Nature Reserve, owned and managed by Nottinghamshire Wildlife Trust.

School Group Information

The Centre houses The Willow Den, a well-equipped classroom area which is an ideal base for exploring and investigating the habitats on the Reserve including its ponds, trees, and meadow area. Our qualified education team are very experienced in working with groups of children and young people. Sessions are led by members of staff and often assisted by dedicated and enthusiastic volunteers. All staff and volunteers are CRB checked and our leaders are first aid qualified.

National Curriculum Subjects and Age Range

Foundation Level; Key Stage 1 and 2; Key Stage 3 and 4; A Level.

Education Pack? Yes

All the information for each key stage and the different activities can be found on the website.

attenboroughnaturecentre.co.uk/education/

Opening Times

Current Opening Times: Weekdays 10am - 5pm; Weekends and Bank Holidays 9am - 6pm.

Price Information

Foundation Level - half day visit £3.50 per pupil, whole day visits £4.50 per pupil. Minimum charge for full day visit £85 and £65 for a half day visit.

Key Stage 1 and 2 - half day visits £4 per pupil, whole day visits £5 per pupil. Minimum charge for full day visit £125 and £100 for a half day visit.

Key Stage 3 and 4 - half day visits £5 per pupil, whole day £6 per pupil. Minimum charge for full day visit £150 and £125 for a half day visit.

A Level visits - half day visit £5 per pupil, whole day visit £6 per pupil. Minimum charge for full day visit £85 and £65 for a half day visit.

Concessionary groups can apply for a 25% discount. Please contact us for further details. We will invoice you after the visit has taken place.

Contact Information

Education Manager **0115 972 1777** enquiries@attenboroughnaturecentre.co.uk

attenboroughnaturecentre.co.uk Nottinghamshire Wildlife Trust, Attenborough Nature Centre, Barton Lane, Attenborough, Nottingham NG9 6DY.

How to Get There from Attenborough Station

Attenborough Train Station is 5 minutes walk from the reserve and a further 10 minute walk from the Nature Centre. To get to Attenborough Nature Centre from the train station: Come out of the station and turn left towards Attenborough Village.

Just after the road bends to the right, turn right on to Church Lane. Carry straight on to the driveway of the Church where it says public footpath. Carry on into the Nature Reserve and follow the gravel path to the car park and the Nature Centre is straight ahead.

Further Information

Pre-visit teachers are welcome.

Please call **0115 972 1777** to book a preparatory visit free of charge.



13. Galleries of Justice, Nottingham

National Centre for Citizenship and the Law (NCCL) - education provider for the Galleries of Justice Museum. We are a child-friendly museum of Crime and Punishment, home to the Villainous Sheriff of Nottingham and the perfect venue to come and discover Nottingham's horrible history. Great for all ages: early years to higher education groups.

School Group Information

We deliver interactive and engaging educational activities to pupils of all ages, including mock trials, courtroom workshops, performance-led and interactive tours and topical debates.

National Curriculum Subjects and Age Range/ Key Stage

Our educational activities have key links to the curriculum including History, Citizenship, English, Personal, Social, and Health Education (PSHE), Law, Drama and much more! They also cover key topics studied in the classroom including: Victorians, World War 2, Tudors, Leisure and Tourism and GCSE Crime and Punishment. We cater for all ages from Early Years right through to University students. Suitable for Key Stage 1 to Key Stage 5.

Education Pack? Yes

Teachers can contact us for educational material on each activity which can be emailed direct to the teacher.

Opening Times

Open 7 days a week 10am - 4pm.
Tours are subject to change of theme depending on the time of the year.

Price Information

1 x activity - £6.95 per pupil.
2 x activities - £8.50 per pupil.
3 x activities - £10 per pupil.
Primary Schools - All accompanying teachers free of charge.
Secondary Schools - 1 free teacher for every 10 paying students.



Contact Information

Adam Dunleavy - National Centre for Citizenship and the Law (NCCL) Booking's Coordinator
0115 993 9811

adam.dunleavy@nccl.org.uk nccl.org.uk

National Centre for Citizenship and the Law, High Pavement, The Lace Market, Nottingham NG1 1HN.

How to Get There from Nottingham Train Station

The Galleries of Justice Museum is a 10 minute walk from Nottingham Train Station.

Leave Nottingham Train Station and head towards the Broadmarsh Shopping Centre. Walk through the Broadmarsh Centre and turn right just before the glass exit doors, go up the escalators onto the top floor and continue forward until you reach Wimpy on the corner. Turn left at Wimpy and go up the escalators next to the City of Caves which will bring you outside.

Turn right and cross over the road with the tram tracks and you will have LaTasca Spanish Restaurant in front of you and Nottingham Contemporary on the right. Walk up the road in between these 2 buildings and we are located on the right hand side.

Further Information

Pre-visit teachers are welcome. Please call Adam Dunleavy on **0115 993 9811** to book a preparatory visit free of charge.

14. Nottingham Castle Museum

15. Brewhouse Yard Museum

School Group Information

Nottingham Castle Museum - Nottingham Castle Museum offers history and art based sessions. The Castle collections include fine and contemporary art, decorative arts and textiles, a family gallery intended for children up to eight years old, and a Robin Hood children's gallery.

Brewhouse Yard Museum - Brewhouse Yard Museum is a social history museum and offers history based sessions. A Victorian schoolroom, Discovering Toys gallery, parlour, bedroom, grocer's shop and kitchen, all complete with original objects showing glimpses of times past.

National Curriculum Subjects and Age Range/ Key Stage

We offer facilitated sessions for Reception, Key Stages 1 and 2 children and teacher-led visits for all ages.

Education Pack? Yes

For more information, including teacher-led resources see: nottinghamcity.gov.uk/museums

Opening Times

Nottingham Castle Museum: Tuesday-Friday 10am - 4pm.

Brewhouse Yard Museum: Tuesday to Friday 10.30am-2.30pm for facilitated sessions.
Fridays only 10am - 4pm for teacher-led visits.

Price Information

Please phone or email for current group charges.

Contact Information

Amanda Davison **0115 9153692** amanda.davison@nottinghamcity.gov.uk
nottinghamcity.gov.uk/museums Castle Museum, Nottingham NG1 6EL.

How to Get There from Nottingham Station:

The Brewhouse Yard Museum is 10 minutes walk and Castle Museum 15 minutes walk from Nottingham Train Station. Turn right out of the station and follow the tourist information signs. It is possible to walk along the canal side for part of the journey. The route crosses some busy roads.

Further Information

Pre-visit teachers are welcome. Please call **0115 9153692** to book a preparatory visit free of charge.



16. Nottingham Contemporary

Nottingham Contemporary, in Nottingham's historic lace market is one of the largest contemporary art spaces in the UK, with four galleries, an auditorium, an education studio, a study centre, a café-bar and a shop. It is one of the best connected art centres in the UK and you can get to it from all major transport routes. It is only a quick stroll up the hill from Nottingham Train Station.

School Group Information

Our programme for schools and colleges provides exciting opportunities for children, young people and teachers to engage with international art in our galleries.

Try out one of our **Workshops with Artists**, or join our informal **Planning Sessions** if you are bringing a self-led group our free resource box and teacher's notes are available for use in the gallery. We also run Inset on request. www.nottinghamcontemporary.org/schools-colleges-and-teachers

National Curriculum Subjects and Age Range/ Key Stage

Early Years, Key Stage 1 to 5, Further Education and Higher Education.

Education Pack? Yes

If you are a teacher planning to bring a self-led group of children or students you can use our Resource Box and Learning Notes to help you in the Galleries. These have been designed specifically for a range of Key Stages and focus on one or two main themes and artworks. You can download the notes and find out about the Resource Box when you book your self-led session.

nottinghamcontemporary.org/free-planning-sessions-teachers

Opening Times

Tuesday - Friday, 10am - 7pm,
Saturday, 10am - 6pm,
Sunday, 11am - 5pm,
Closed Mondays, except Bank Holidays.

Price Information

Exhibitions: Free.
Resources and planning visits: Free.
Artist-led workshops: £60 Nottingham city schools,
£75 Out of city schools.

Contact Information

0115 9489750 Fax: 0115 948 9755
nicola@nottinghamcontemporary.org
nottinghamcontemporary.org
Nottingham Contemporary, Weekday Cross,
Nottingham NG1 2GB.

How to Get There from Nottingham Station

From Nottingham station, follow the silver tourist signs to Nottingham Contemporary. We are 10 minutes easy walk away. You can't miss the green and gold building opposite the Weekday Cross monument.

Further Information

Pre-visit teachers are welcome.
Please call **0115 9489750** to book a preparatory visit free of charge.



Appendix 1 - Bus Services to Crich Tramway Village

Local bus services provide links to Crich Tramway Village from Ambergate and Matlock Bath.

The shortest and quickest option is a local bus from Ambergate. However, at Ambergate on the return journey there are only seven minutes between the bus arrival and train departure times. There is the option of returning on bus 140 or 141 to Matlock Bath, to catch the return train. This option would be more expensive as return train tickets to Matlock Bath would be required and separate tickets between Ambergate and Crich and then Crich and Matlock Bath.

From Ambergate

Bus 142 links Ambergate and Crich every 2 hours.

Bus 142 from Ambergate to Crich Tramway Village

Leave Ambergate station down the approach road and carefully cross over to the bus stop.

Train from Nottingham and Derby arrives Ambergate	0908	1108	1308
Bus departs Ambergate	0924	1124	1324
Bus arrives Crich Tramway	0936	1136	1336

Bus 142 from Crich Tramway Village to Ambergate

Bus departs Crich Tramway	1234	1434	1634
Bus arrives at Ambergate	1244	1444	1644
Train departs Ambergate for Derby and Nottingham	1251	1451	1651

Please note that at Ambergate on the return journey there are only seven minutes between the bus arrival and train departure times.

From Matlock Bath

Bus services 140 and 141 provide an hourly bus service from Matlock Bath to Crich Tramway Village.

There is a 45-50 minute wait between bus and train services on the outward and return journeys.

Bus 140/141 from Matlock Bath to Crich Tramway Village

Train from Nottingham and Derby arrives Matlock Bath	0919	1020	1120
Bus departs Matlock Bath	1013	1113	1213
Bus arrives Crich Tramway	1034	1134	1234

Bus 140/141 from Crich Tramway Village to Matlock Bath

Bus departs Crich Tramway	1234	1334	1434
Bus arrives Matlock Bath	1253	1353	1453
Train departs Matlock Bath for Derby and Nottingham	1338	1438	1538

Bus services 140 and 141 also call at Cromford and Matlock.

Bus services 140, 141 and 142 are operated by Yourbus **01773 714013**.

For bus information call Traveline **0871 200 22 33** travelineeastmidlands.co.uk

Please check bus times prior to travel. Bus times correct at December 2011.

Appendix 2 - How to Get to Derby Museum and Art Gallery and Pickford's House Museum

Walking Route to Derby Museum and Art Gallery

Derby Museum and Art Gallery is a 20-25 minute walk from Derby station. This suggested route follows wide footways, pedestrian areas and has a minimal number of road crossings.

- Exit the train station through the main city centre entrance.
- Cross over at the pedestrian crossing and follow the City Rail Trail from the side of The Waterfall Pub.
- The Trail follows the tree lined Liversage Street towards the city centre and Westfield Shopping Centre.
- Continue past the subway entrance to the Westfield Centre to Traffic Street.
- At the end of Liversage Street use the pedestrian crossing opposite Debenhams to cross Traffic Street.
- Turn left from the crossing past Debenhams and M&S bearing right onto London Road past WH Smith, continuing straight on, to the pedestrianised St. Peter's Street.
- Upon reaching the pedestrian crossing on Victoria Street, turn left along Victoria Street continuing straight along Wardwick past Derby Central Library.
- Cross over Wardwick at the pedestrian crossing and turn down Cheapside onto The Strand at the entrance to the Museum and Art Gallery.

Walking Route to Pickford's House Museum

Pickford's House Museum is a 30 minute walk from Derby station. This suggested route follows wide footways, pedestrian areas and has a minimal number of road crossings.

- Follow the directions to the Museum and Art Gallery above as far as Wardwick.
- After crossing Wardwick, immediately cross over Cheapside onto Friar Gate.
- Continue along Friar Gate to the traffic lights at Ford Street.
- Cross Ford Street at the lights and continue along Friar Gate underneath Friar Gate Bridge.
- Pickford's House Museum is located on the right just after passing under the bridge.

Bus Service 6 from Derby Railway Station Forecourt to Derby Museum and Art Gallery and Pickford's House Museum

This bus service operates between Derby Railway Station and Derby University. During University terms this service operates every 10 minutes, during University Study weeks every 20 minutes and only hourly at other times. Please check the relevant timetable period below.

For Derby Museum and Art Gallery

Alight at the bus stop on Wardwick, opposite Central Library. Cross over the road at the traffic lights and turn right down Cheapside to Museum entrance.

Returning from Derby Museum and Art Gallery

After your visit, cross the road outside the Museum and turn left onto Bold Lane to the bus stop by St. Mary's Gate.

For Pickford's House Museum

Alight at the bus stop on Friar Gate near Roman House. At the traffic lights, cross over Friar Gate and then cross over Ford Street. Continue along Friar Gate underneath Friar Gate Bridge. Pickford's House Museum is located on the right just after passing under the bridge.

Returning from Pickford's House Museum

After your visit, leave by the rear exit through the Georgian Gardens and car park onto Agard Street. Turn left from the car park along Agard Street and cross at the pedestrian crossing to the bus stop at the side of Searl Street.

Bus 6 University Term Time - 23 January to 5 April and 23 April to 1 June 2012

Outward Journey to Pickford's House and Museum and Art Gallery

Derby Rail Station Forecourt	0920	0930	0940	0950	1000	1010	then
Wardwick for Museum & Art Gallery	0927	0937	0947	0957	1007	1017	every
Friargate, for Pickford's House	0928	0938	0948	0958	1008	1018	10 minutes

Return Journey from Pickford's House and Museum and Art Gallery

Agard Street, Pickford's House (rear entrance)	1002	1012	1022	1032	1042	1052	then
Bold Lane, from Museum & Art Gallery	1005	1015	1025	1035	1045	1055	every
Derby Rail Station Forecourt	1012	1022	1032	1042	1052	1102	10 minutes

Bus 6 University Study Weeks - 3 to 20 January, 16 to 20 April and 4 to 8 June 2012

Outward Journey to Pickford's House and Museum and Art Gallery

Derby Rail Station Forecourt	0920	0945	1005	1025	1045	1105	then
Wardwick for Museum & Art Gallery	0927	0952	1012	1032	1052	1112	every
Friargate, for Pickford's House	0928	0953	1013	1033	1053	1113	20 minutes

Return Journey from Pickford's House and Museum and Art Gallery

Agard Street, Pickford's House (rear entrance)	1012	1032	1052	1112	then
Bold Lane, from Museum & Art Gallery	1015	1035	1055	1115	every
Derby Rail Station Forecourt	1022	1042	1102	1122	20 minutes

During University Holidays 10 to 13 April and after 11 June, bus 6 only operates every hour.

Bus 6 is operated by Notts & Derby **01332 204568**.

For bus information call Traveline **0871 200 22 33** travelineeastmidlands.co.uk

Please check bus times prior to travel. Bus times correct at December 2011.

Further Information

East Midlands Trains

The Derwent Valley Line train service between Nottingham, Derby and Matlock is operated by East Midlands Trains.

Call Customer Relations to book tickets and for information about group travel.

08457 125 678 Select option 2 '**Tickets**', followed by option 2 '**Groups**'
eastmidlandstrains.co.uk

National Rail Enquiries

08457 48 49 50 **nationalrail.co.uk**

Traveline and East Midlands On-line Journey Planner

0871 200 22 33 **travelineeastmidlands.co.uk**

Derwent Valley Line Community Rail Partnership

The Derwent Valley Line Community Rail Partnership works with East Midlands Trains, local authorities and other local organisations to develop and promote the Derwent Valley Line.

The Partnership is funded by Amber Valley Borough Council, Derbyshire County Council, Derbyshire Dales District Council, East Midlands Trains and Peak District National Park Authority. The Partnership is managed by Derbyshire County Council.

Derwent Valley Line Community Rail Partnership, Derbyshire County Council, Environmental Services Department, County Hall, Matlock, Derbyshire DE4 3AG.

01629 538681 **eastmidlandstrains.co.uk/derwentvalleyline**

Schools undertaking visits should ensure they carry out a risk assessment for the locations, venues and activities that they will be undertaking. A pre-visit is an important part of this process. Educational providers may be able to help you in carrying out your risk assessments. A pre-visit also provides a vital opportunity to travel on the train, view sites, walking routes and crossing points, and adapt activities to meet the specific needs of your group ensuring you have a safe, successful visit.

This 'school visits by train' information pack has been compiled by the Derwent Valley Line Community Rail Partnership. The information contained within this pack has been provided by each organisation. Whilst we have endeavoured to ensure the accuracy of this information, the Derwent Valley Line Community Rail Partnership, Derbyshire County Council and partner organisations cannot accept responsibility for any loss, damage or inconvenience which may result from reliance on this information pack or from the activities and offers promoted.

